



# Using Reference Materials

(Atlas, Encyclopedia, Dictionary, and Thesaurus)




Third Grade  
Communication Arts

# Four Types of Reference Materials

- Encyclopedia
- Atlas
- Dictionary
- Thesaurus
  - All help us find *information!*

# Encyclopedia



## ■ Why do we use encyclopedias?

- An encyclopedia is used when someone wants to **find information** about a person, place, or thing.
- The “volumes” are arranged in alphabetical order.
  - The topics inside the volume are also in alphabetical order.


# Atlas



- An atlas is a book of maps. Why would we use an atlas?
  - You may need to find information on a place.
  - You may want to find a specific place, street, road, city, or state.
  - Many people use an atlas for directions when they are going on vacation or traveling to another city or town.




# Dictionary



- We use a dictionary to look up a word we do not know.
  - You will find the definition and pronunciation of words in a dictionary.
  - When you do not know the meaning of a word in your reading, you may use a dictionary to look up the meaning of the word.

# Thesaurus



- In a thesaurus, you will find *synonyms* for words.
- Words are arranged in alphabetical order.
  - When you look up a word in the thesaurus, you will find a list of words that mean the same things as the word you looked up.
  - Example: **wonderful** – great, magnificent, excellent, terrific, and fantastic
- Also in a thesaurus you might find an *antonym* for the word. An antonym for **wonderful** could be “horrible” or “awful.”

# Do you know...

- ...what reference material to use??
- For the next couple of slides I will describe a situation. You and your table will decide what type of reference material would be used in the situation.

# Challenge Question One

- My teacher has assigned a report on the country of Canada. I need to find information on the history, climate, and products made in Canada.
- Where would I find this type of information?



# Answer



- Encyclopedia

- Great Job!!!

# Challenge Question Number Two

- My family is planning a vacation to Disney World. I am so excited! My father is trying to figure out what highways he needs to take to get there from Pennsylvania.
- What reference material could he use to find this information?

# Answer



- Atlas

- Great Work!!!!

# Challenge Question Number Three

- Shannon is reading a book about whales for her science project. She comes across a word she does not know.
- Which reference source would help her find the meaning of the word?

# Answer



- Dictionary

- Fantastic!!!!!!

# Challenge Question

## Number Four

- I am writing a story about my winter vacation. I want to find another word to use instead of saying “good.”
- What reference source will help me find a word that has the same meaning as “great” so that I can use more exciting vocabulary in my story?

# Answer



- Thesaurus

- Wonderful Job!!!!

# Challenge Question

## Number Five

- Jane is working on a research paper for her third grade class. Her topic is the country of France. First, she must find out where her country is located and some of the major cities in France.
- What reference material would she use to help her get started on the report?



# Answer



- Atlas

- Fantastic Job!!!!

# Challenge Question Number Six

- Tracy is learning new vocabulary that goes along with her reading story for this week. Her teacher has explained the words to the class. Tracy would like to find another word that has a similar meaning as one of the vocabulary words she is working on.
- What reference material should Tracy use to find a synonym for this word?

# Answer



- Thesaurus

- Excellent Job!!!!!!

# Reference Materials

- Reference materials like encyclopedias, dictionaries, atlases, and a thesaurus help us **find information**.
- It would be hard to find the information we need without these materials.
- The internet also has these reference materials. If you don't have all of these books at home, you will be able to find them on the computer!